

# JESUS GOES TO HEAVEN

Matthew 28; Luke 24; Acts 1

1. Jesus spent the final forty days of his life on earth visiting other people and showing them God's love. How can we show people God's love today?

**Multi-Sensory Idea:** Make a card for someone that you know that needs to be shown God's love. Include a special note and tell them how much God loves them. Decorate the card with pictures and deliver it to the person.

**Prompts for Deeper Discussion:** Why do you think Jesus spent the last days of his life visiting people and showing them God's love? What can this teach us?

2. What did Jesus tell his disciples to do when he met with them in Bethany before he went to heaven?

**Multi-Sensory Idea:** Act it out. It can be helpful for kids to practice telling others about Jesus. Ask if anyone would like to volunteer to act out telling one of their classmates about Jesus. *(Teachers could model this by telling a student about Jesus first.)* Talk about why sharing our faith is important, some challenges that may come up along the way, and the benefits of sharing the hope of Jesus with everyone.

**Prompts for Deeper Discussion:** How can we follow Jesus's instructions to his disciples to "go to all people in the world and make followers of God" today? Is there someone in your life that needs to know about Jesus?

3. How did Jesus go to heaven? What did Jesus say the Holy Spirit would do to help his followers when he was in heaven?

**Multi-Sensory Idea:** Draw a picture of what you think it looked like for Jesus to go to heaven. Don't forget to include the sky, angels, and clouds. You can even glue some cotton balls on your picture to make puffy clouds. Talk about how the disciples may have felt when they saw Jesus go to heaven.

**Prompt for Deeper Discussion:** Do you think the Holy Spirit still helps people today?

**Prayer Prompt:** Tell students that God loves us very much and it makes Him happy when we come to Him in prayer. Ask them to join you in prayer right now.

*Heavenly Father,  
Thank you for this day that You have given us. Thank You for loving us and for showing us how important it is to follow You always. Help us to remember to come to you in prayer. In Jesus's Name we pray. Amen.*

**Today's Takeaway:** Jesus is always with us.

# JESUS GOES TO HEAVEN

Matthew 28; Luke 24; Acts 1

**Instructions:** Read the questions, then ask (or assist) the student to point to the correct answer.

1. What did Jesus do for the forty days before he went to Heaven?




Share God's Love

OR



Draw a Picture

2. What did Jesus tell his followers to do before he went to Heaven?



Tell Others bout Jesus

OR



Sing Songs

3. Jesus told his followers that someone was coming after he went to Heaven. Who was coming?




People

OR



Holy Spirit

4. How did Jesus go to Heaven?



He went up in the Sky

OR



He went on a Boat

# JESUS GOES TO HEAVEN

Matthew 28; Luke 24; Acts 1

**Instructions:** Lead the student into prayer. Invite them to point to who they would like to pray for.


**Say:** God loves us and hears our prayers. It makes God happy when we pray to Him because He loves us so much and He wants us to stay close to Him. Would you like to pray with us? Close your eyes and bow your head.

**Prompt:** Ask the student if he/she would like to point to what they would like to pray for today from the visuals below. Then read the prayer below and add in the requests. (For more options, please use the WW Prayer Prompt Board)


Heavenly Father,  
Thank you for this day that You have given us. Thank You for loving us and sending your Son, Jesus, into the world. Please be with my \_\_\_\_\_ today. Thank you that we can always come to You in prayer.

In Jesus's name, we pray. Amen.

## PLEASE BE WITH MY:



Family



Friends




Teacher



Pastor



Team



Me

Today's Takeaway: Jesus is always with us